



We Value Your Feedback

Results of Student Feedback for fall term 2018-2019

General average per department

Department	Survey Papers	Average
Surveying And Geomatics Engineering	219	3
International Relations And Diplomacy	447	3.1
Medical Analysis	1146	3.3
Interior Design	715	3.4
Pharmacy	1696	3.4
Computer Engineering	753	3.6
Petroleum And Mining Engineering	388	3.6
Law	1291	3.6
Civil Engineering	1198	3.6
Business And Management	1620	3.7
Architecture	2270	3.7
Information Technology	1332	3.7
Accounting	741	3.7
Mechatronics Engineering	186	3.7
S-Civil Engineering	436	3.8
Mathematics Education	488	3.8
S-Architecture	460	3.8
Physics Education	716	3.9
S-Business And Management	412	3.9
English Language Teaching	1095	3.9
S-International Relations	63	4
Biology Education	1038	4
Dentistry	4233	4
Total Values	22943	3.71



Highest averages:		Lowest averages:	
Dentistry	4	Surveying and Geomatics Engineering	3
Biology Education	4	International Relations and Diplomacy	3.1
S-International Relations	4	Medical Analysis	3.3

Questions with highest averages are Q5 and Q6:

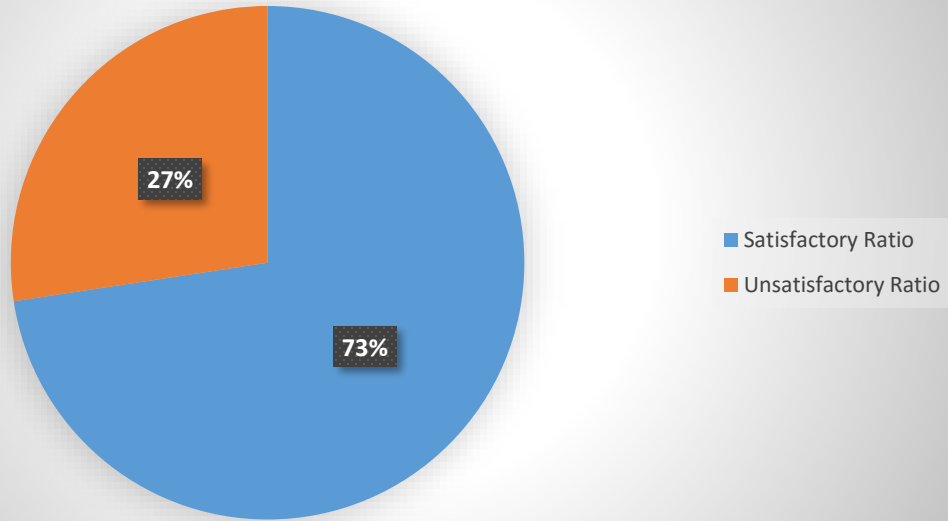
Question item	Total average
Q5: The lecture was starting and concluding on time and no time was wasted.	3.74 (cf. 3.67 last year)
Q6: During lecture the lecturer was acting respectfully.	3.76 (cf. 3.68 last year)

Questions with lowest averages are Q1 and Q2:

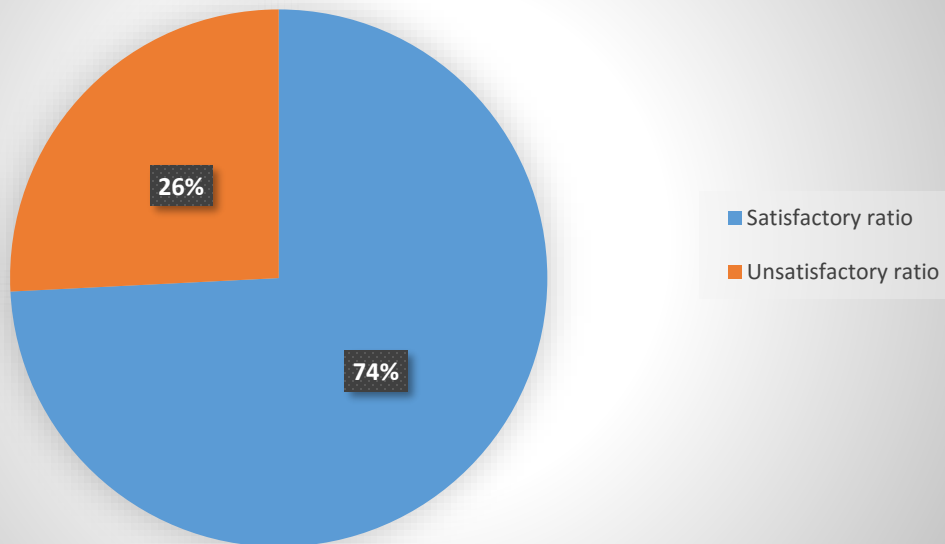
Question item	Total average
Q2: The student is provided with a list of different references besides the main references.	3.65 (cf. 3.57 last year)
Q3: In this module the student was given the chance to do a seminar, report, research.	3.64, (cf. 3.58 last year)



Total Satisfaction Average for 2017-2018



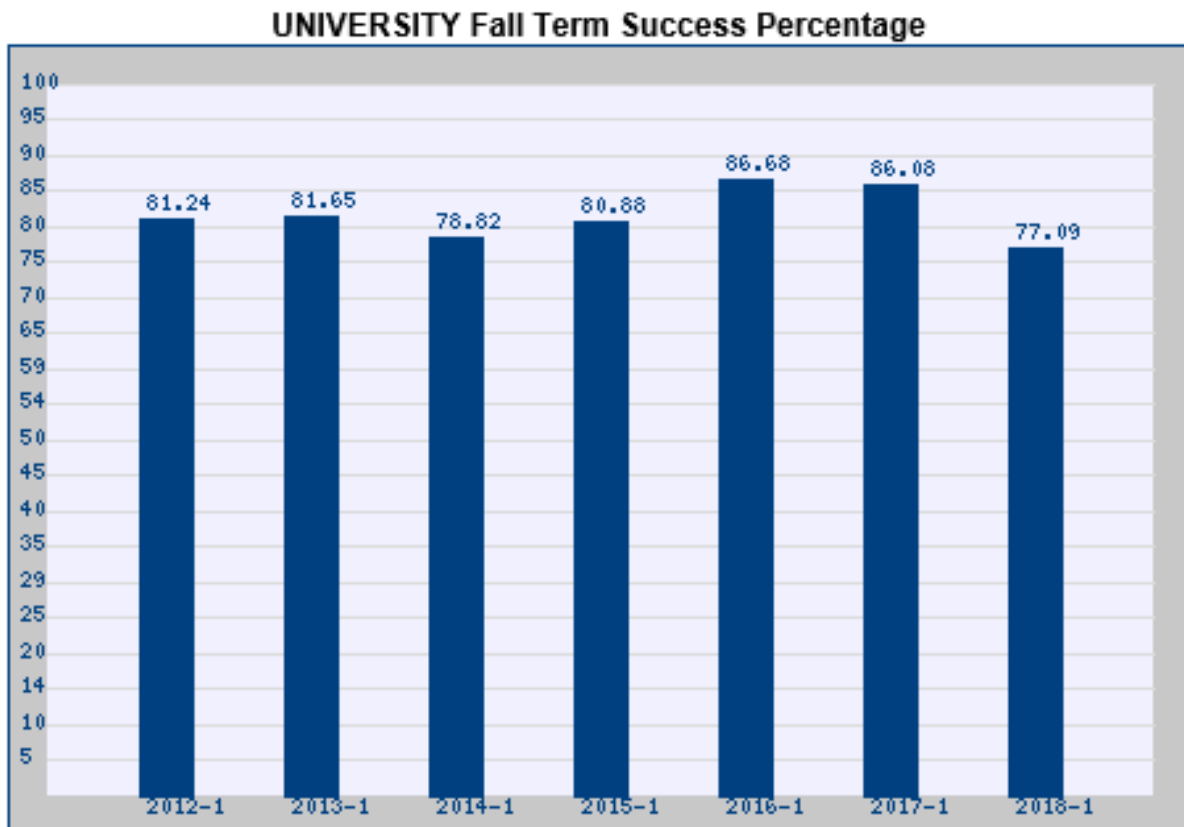
Total Satisfaction Average for 2018-2019 - Fall Term





Success results of fall term 2018-2019

Success percentage = Num. of Passed Students / Num. of Total Students * 100



86.08: Previous Fall Term University Average